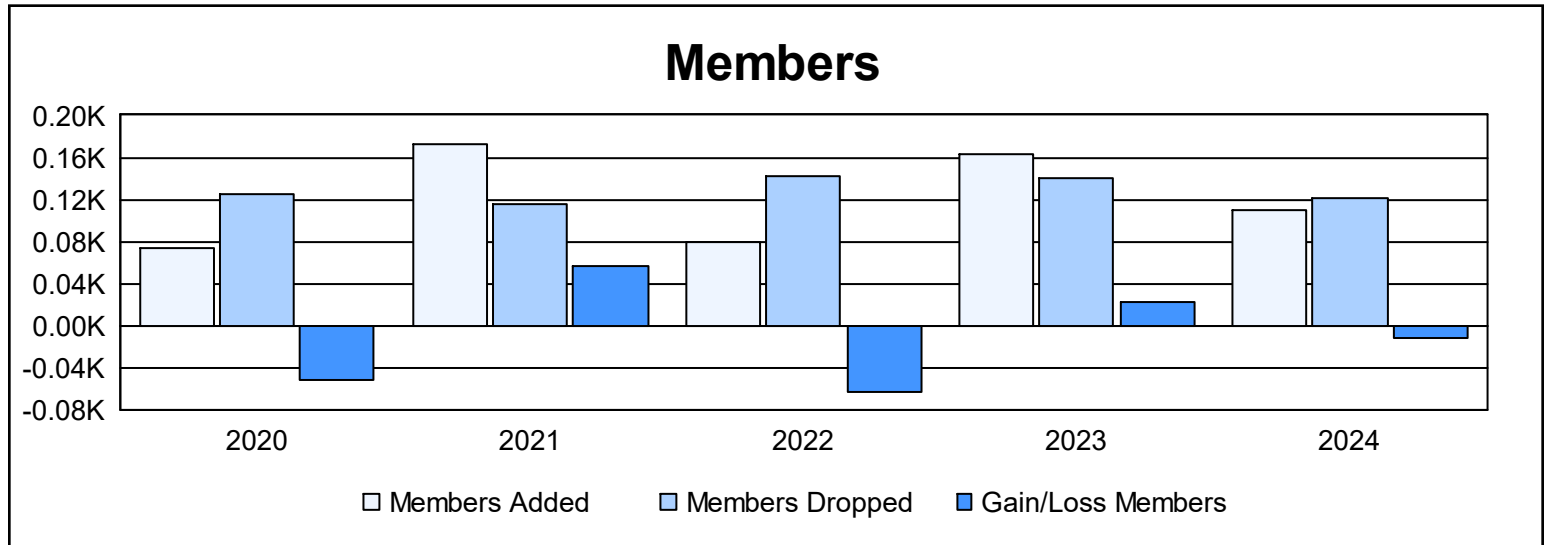
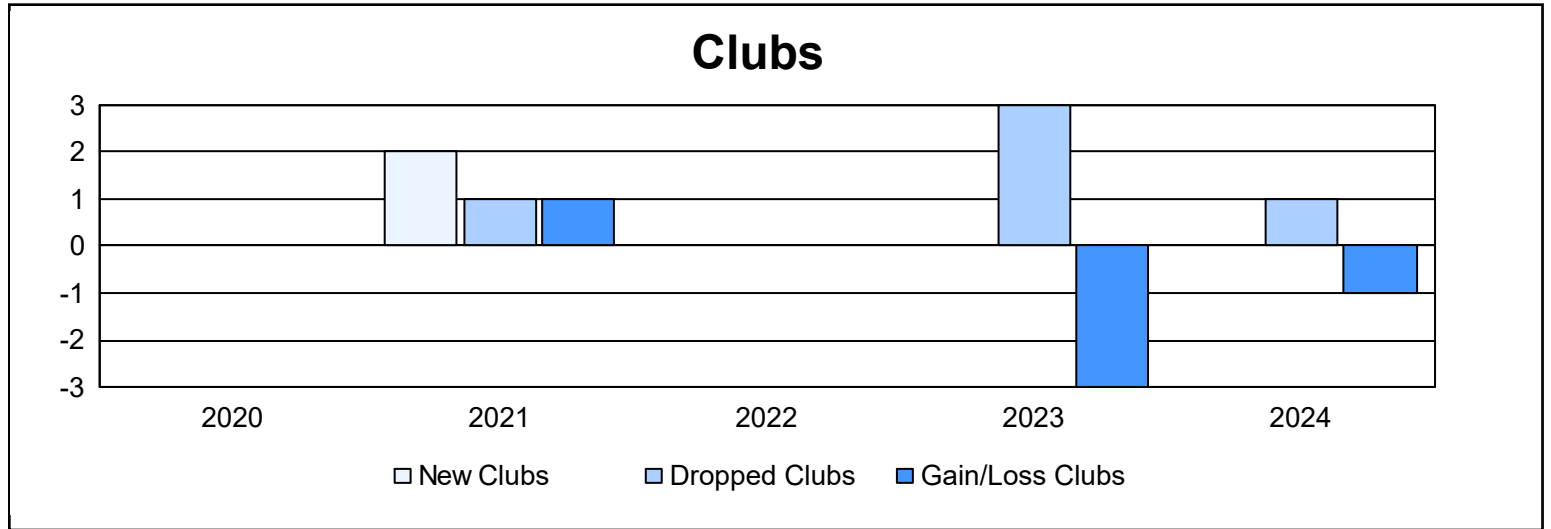
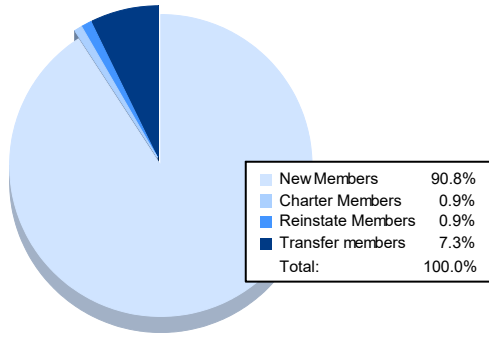


Year	New Clubs	Dropped Clubs	Gain/ Loss Clubs	New Members	Charter Members	Reinstate Members	Transfer Members	Total Member Added	Total Members Dropped	Gain/ Loss Members
2019-2020	0	0	0	55	1	5	13	74	125	-51
2020-2021	2	1	1	102	38	5	27	172	115	57
2021-2022	0	0	0	73	0	3	3	79	142	-63
2022-2023	0	3	-3	126	3	5	28	162	140	22
2023-2024	0	1	-1	99	1	1	8	109	121	-12
<b>Average</b>	<b>0</b>	<b>1</b>	<b>-1</b>	<b>91</b>	<b>9</b>	<b>4</b>	<b>16</b>	<b>119</b>	<b>129</b>	<b>-9</b>



### Membership Composition June 2024 Cumulative



### Gender Composition June 2024 Cumulative

